

# Foreign investment of Thai mutual funds

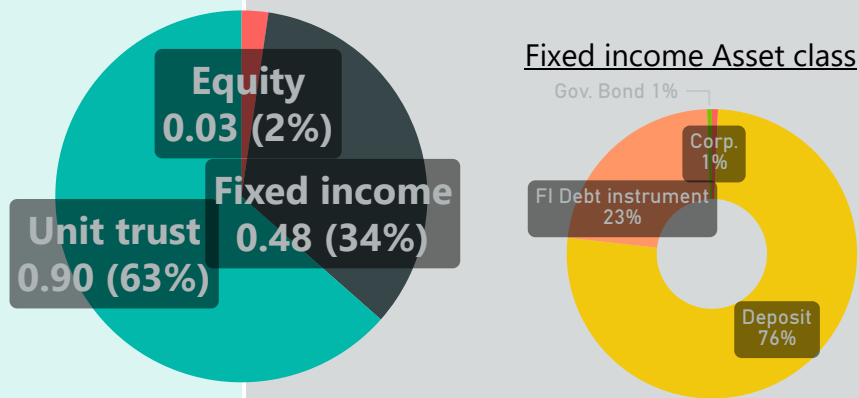


TOTAL FOREIGN INVESTMENT AS OF JUNE 2022  
**1.42 TRILLION BAHT**

TYPES OF FUNDS INVESTING ABROAD

Fixed income fund\* 38% Equity fund 41% Mixed fund 12% Alternative investment fund 5%

## Foreign investment asset class (TB)



### Top 5 Unit trust Operator

| Operator                  | %total UT  |
|---------------------------|------------|
| BlackRock                 | 13%        |
| JPMorgan Asset Management | 9%         |
| Allianz                   | 6%         |
| Wellington Management     | 5%         |
| PIMCO                     | 5%         |
| <b>Total</b>              | <b>39%</b> |

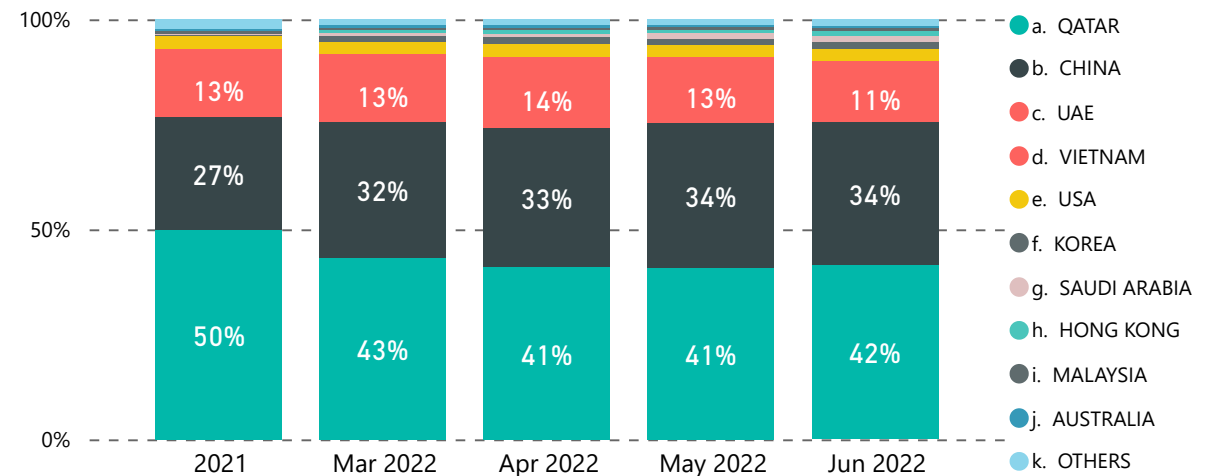
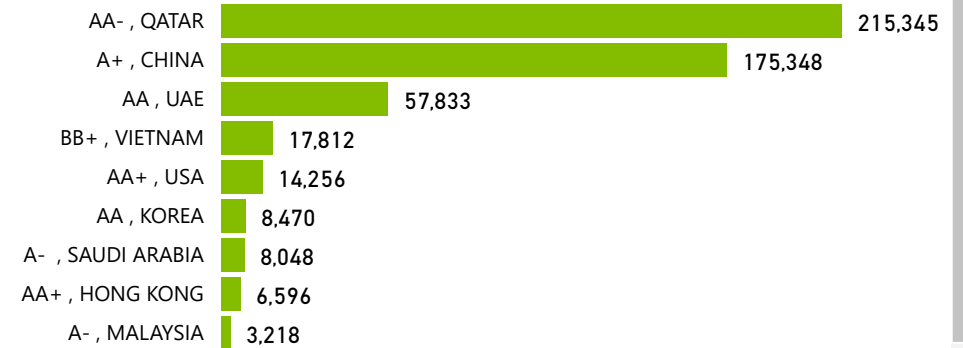
### Top 10 Fixed income Issuer

| Issuer                     | %total FI  |
|----------------------------|------------|
| Qatar National Bank        | 20%        |
| Bank of China              | 17%        |
| Agricultural Bank of China | 11%        |
| Doha bank                  | 11%        |
| Abu Dhabi Commercial Bank  | 9%         |
| Commercial Bank of Qatar   | 5%         |
| Bank of Communications     | 4%         |
|                            | 3%         |
| Al Khalij Commercial Bank  | 3%         |
| China Construction Bank    | 2%         |
| <b>Total</b>               | <b>85%</b> |

## Country concentration\*\*

Country rating (S&P) , Country

Foreign direct investment (MB)



\*Fixed income fund 38% : Term fund 17% / Daily FI 16% / Indirect FI fund 4% / MMF 0.6%

\*\*Based on foreign direct investment (unit trust not included)