

Foreign investment of Thai mutual funds

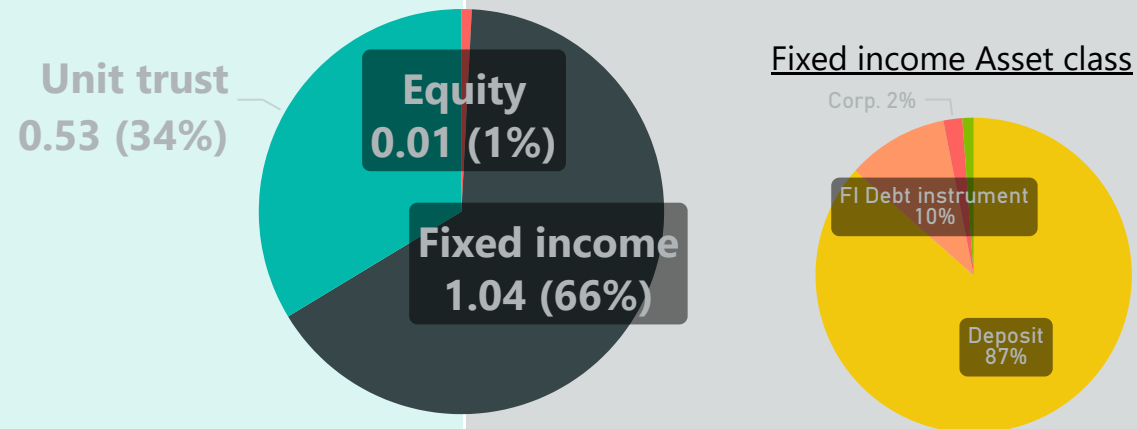


TOTAL FOREIGN INVESTMENT AS OF AUGUST 2019
1.58 TRILLION BAHT

TYPES OF FUNDS INVESTING ABROAD

Fixed income fund* 68% Equity fund 16% Mixed fund 9% Alternative investment fund 6%

Foreign investment asset class (TB)



Top 5 Unit trust Operator

| Operator | %total UT |
|------------------------------|-------------|
| PIMCO | 14 % |
| BlackRock | 9 % |
| JPMorgan Asset Management | 6 % |
| State Street Global Advisors | 6 % |
| Wellington Management | 4 % |
| Total | 39 % |

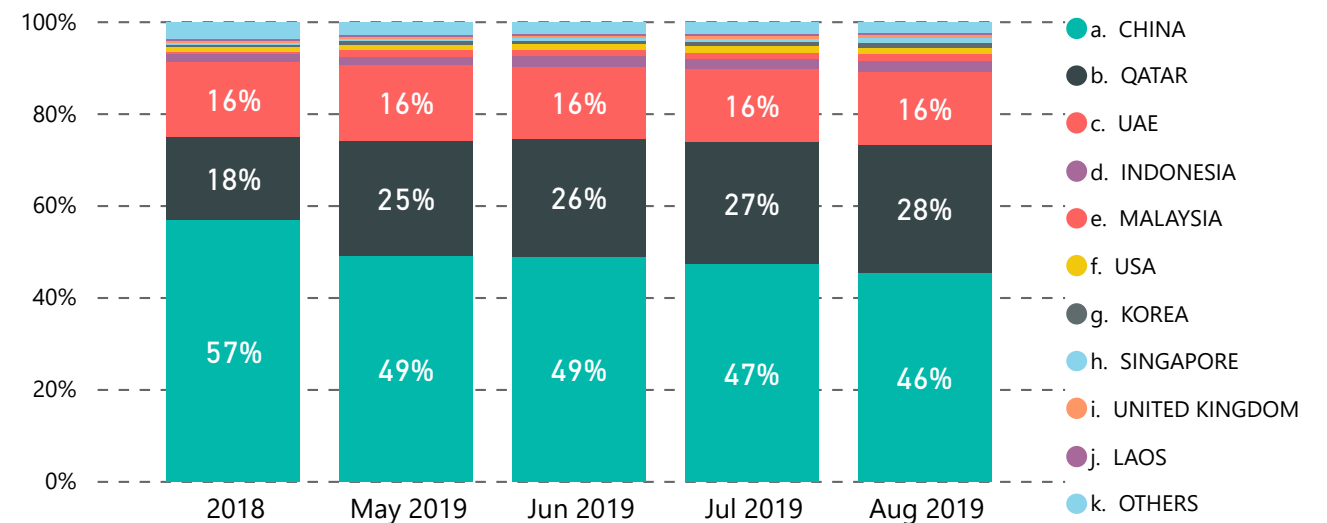
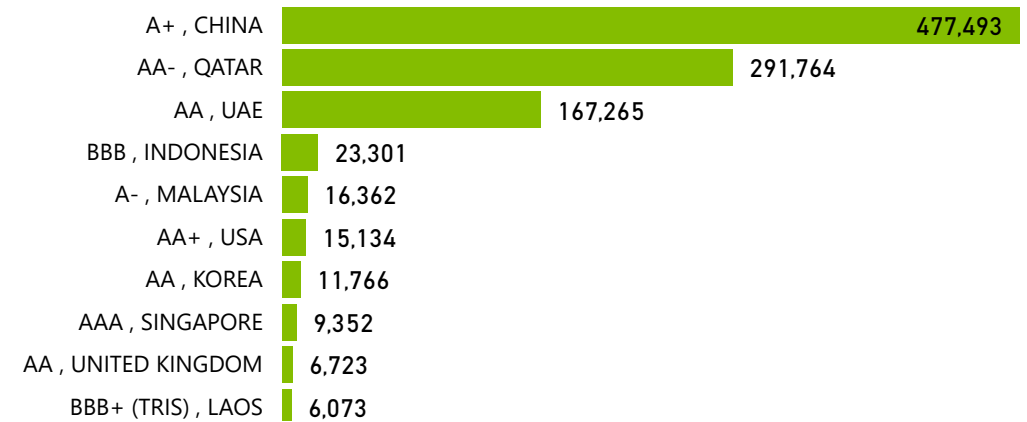
Top 10 Fixed income Issuer

| Issuer | %total FI |
|----------------------------|-------------|
| Bank of China | 18 % |
| Agricultural Bank of China | 12 % |
| China Construction Bank | 9 % |
| Abu Dhabi Commercial Bank | 8 % |
| Commercial Bank of Qatar | 8 % |
| Qatar National Bank | 7 % |
| Doha bank | 6 % |
| Al Khalij Commercial Bank | 3 % |
| Mashreq Bank | 3 % |
| ICBC | 3 % |
| Total | 77 % |

Country concentration**

Country rating (S&P) , Country

Foreign direct investment (MB)



*Fixed income fund 68% : Term fund 41% / Daily FI 22% / Indirect FI fund 5% / MMF 0.4%

**Based on foreign direct investment (unit trust not included)